L-Cube # LC 5848

Instrucciones de montaje

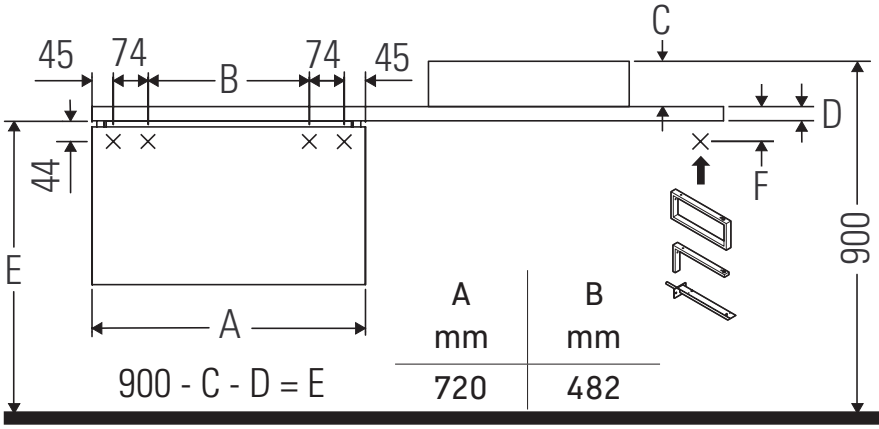

A mm	B mm
720	482

900 - C - D = E

F	D=30 mm	D=45 mm
	80	66
	80	66
	46	31

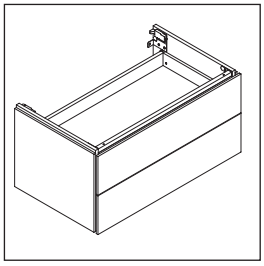

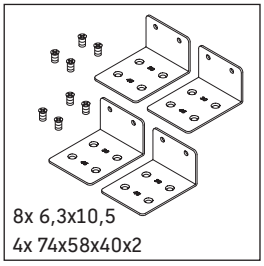

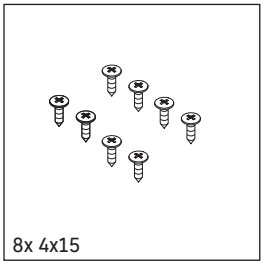

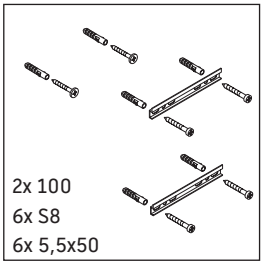

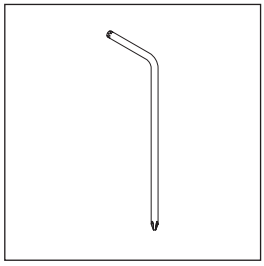

¡Observar las medidas de perforación!

¡Observar el resto de instrucciones de montaje!

Indicaciones de uso

La serie de muebles de baño cumple las normas y directivas válidas en el momento de su entrega y se ha concebido para su uso en baños. Hay que evitar que se mojen directamente con agua, por ejemplo, durante la ducha.
Las cerámicas más anchas de 600 mm tienen que fijarse en la pared.
Nos reservamos el derecho a efectuar mejoras técnicas y modificaciones de aspecto en los productos representados.

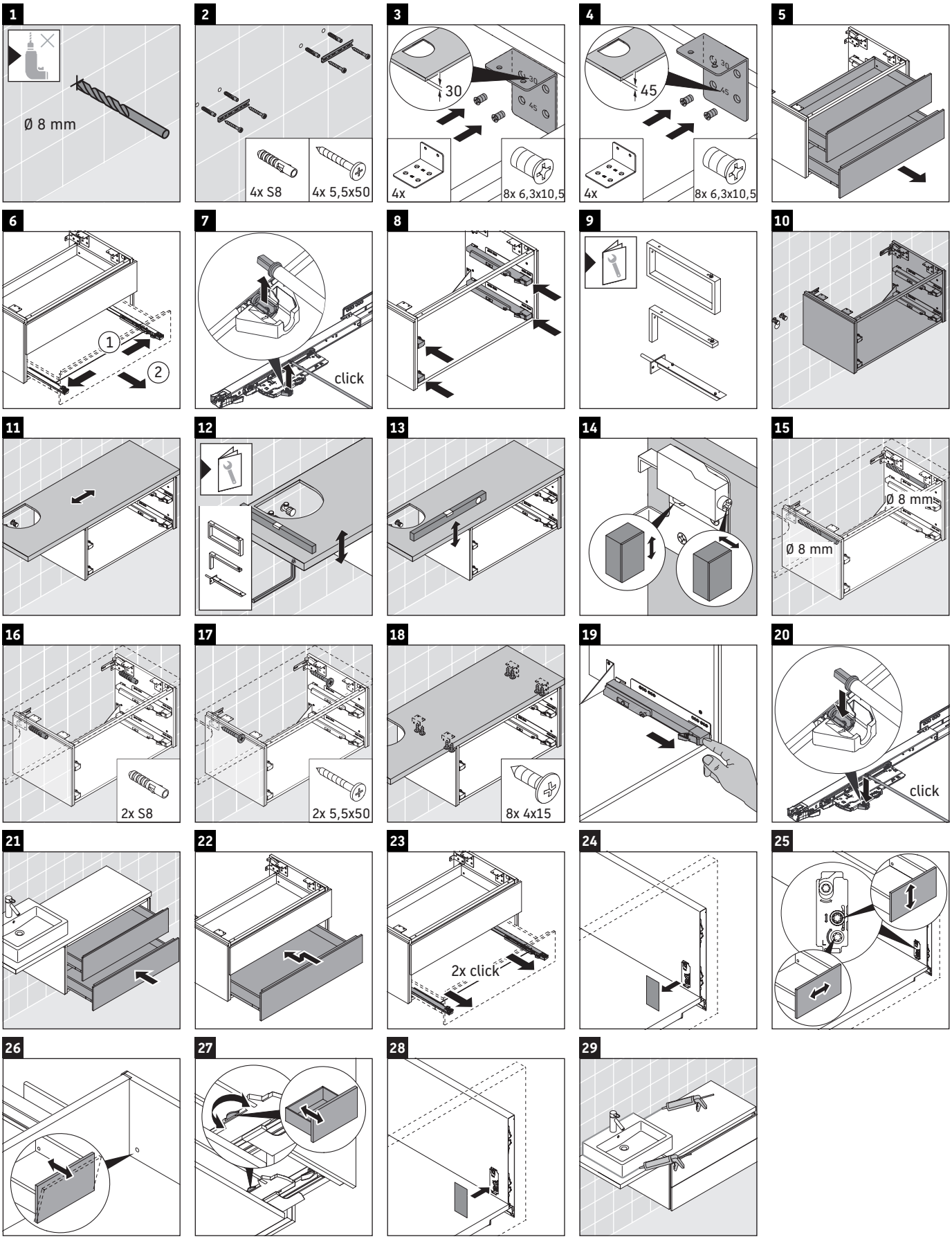

Best.-Nr. LC5848/19.01.1

Duravit AG, Werderstr. 36, 78132 Hornberg, Germany, Phone +49 78 33 700, Fax +49 78 33 70 289, info@duravit.de, www.duravit.de

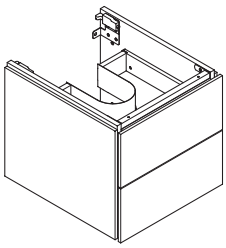

LC 5805 – # LC 5809
LC 5815 – # LC 5819

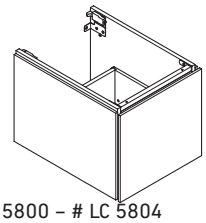

LC 5800 – # LC 5804
LC 5810 – # LC 5814
LC 5820 – # LC 5824, # LC 5843
LC 5830 – # LC 5834, # LC 5854

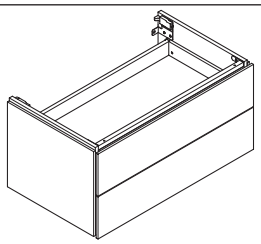

LC 5825 – # LC 5829, # LC 5848
LC 5835 – # LC 5839, # LC 5859

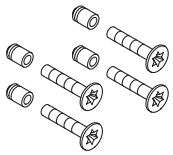

8x 4x8
8x 4x20

1

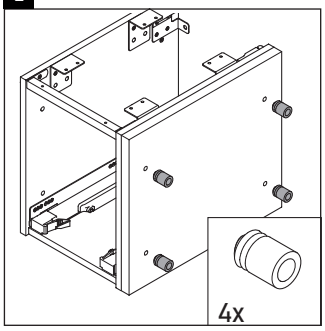

2

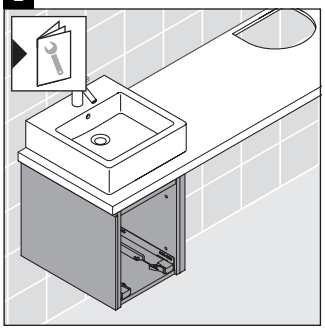

3

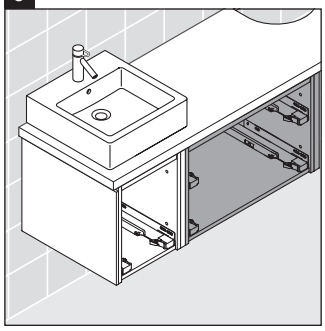

4

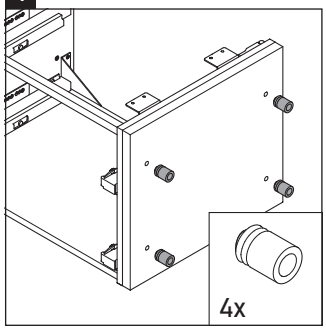

5

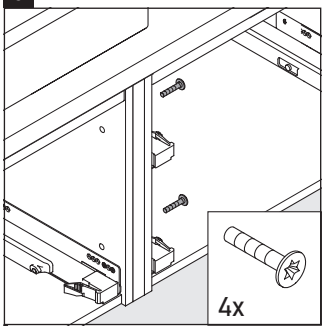

6

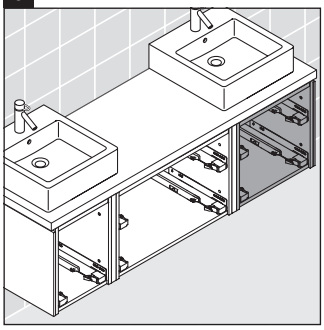

7

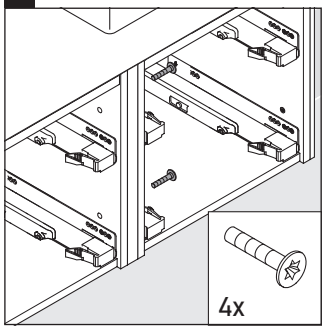

8

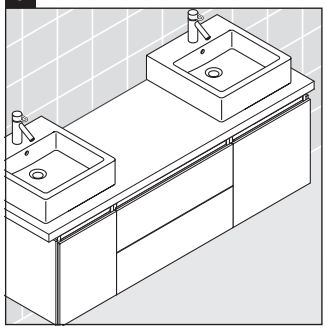

Duravit AG, Werderstr. 36, 78132 Hornberg, Germany, Phone +49 78 33 700, Fax +49 78 33 70 289, info@duravit.de, www.duravit.de